





## Artwork Guidelines

Example 600x850mm Poster / Printed Graphic

	Keep Text Inside 762x1016mm
	Cut Line 762x1016mm
	Image Area (including bleed) 772x1026mm

30x40  
762x1016



### Artwork Requirements

- Logos and text in vector when ever possible
- 5mm Bleed
- Images in CMYK at 300dpi
- All text coverted to outlines
- Artwork supplied full size when possible

### Accepted File Formats:

- Adobe Illustrator AI/EPS files
- Adobe PDF High Resolution (recommended)



### Using this template:

- Open with Adobe Illustrator
- Navigate to File>Document Setup
- Select Edit Artboard (located at the top right)
- **Be sure to anchor the artboard in the centre** (as per illustration)
- Now input the width & height shown in the centre of the template
- You are now ready to create your artwork
- Unlock & Delete any unwanted layers
- When saving, select Save As>Adobe PDF
- All parameters are already set in this dialogue
- Simply select your desired location and Save

### Contact Us:

IF YOU REQUIRE ASSISTANCE,  
PLEASE CONTACT OUR STUDIO:

(0115) 9400051  
studio@crsgraphics.co.uk