




Artwork Guidelines

Example: Business Card 85x55mm



-  Keep Text Inside 79x49mm
-  Cut Line 85x55mm
-  Image Area (including bleed) 91x61mm



Artwork Requirements

- Logos and text in vector when ever possible
- 3mm Bleed
- Images at 300dpi
- All text covered to outlines
- Artwork supplied full size when possible

Using this template:

- Open with Adobe Illustrator
- Navigate to File>Document Setup
- Select Edit Artboard (located at the top right)
-  **Be sure to anchor the artboard in the centre** (as per illustration)
-  Now input the width & height shown in the centre of the template

Accepted File Formats:

- Adobe Illustrator Ai/EPS files
- Adobe PDF High Resolution (recommended)





- You are now ready to create your artwork
- Unlock & Delete any unwanted layers
- When saving, select Save As>Adobe PDF
- All parameters are already set in this dialogue
- Simply select your desired location and Save



Contact Us:

**IF YOU REQUIRE ASSISTANCE,
PLEASE CONTACT OUR STUDIO:**

 **(0115) 9400051**
 studio@crsgraphics.co.uk